



# 43X-5RZ

## TRUCK-MOUNTED CONCRETE PUMP

Placing boom	B5RZ 43
Pumping unit	PU1407
Driven by	Gearbox PTO
Chassis	8x4

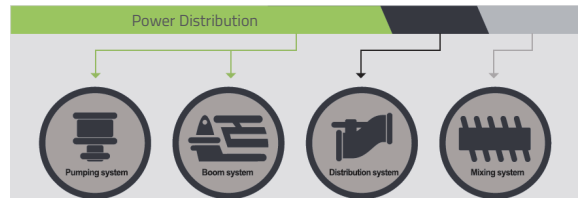


### Technical Specification

BOOM B5RZ 43		
Maximum vertical reach	m	43
Maximum horizontal reach (from center of slewing axis)	m	39
Maximum depth reach	m	30.5
Minimum unfolding height	m	9.1
Section numbers		5
Boom type		RZ
Pipeline diameter	mm	125
PUMP PU1407		
Maximum theoretical output	m <sup>3</sup> /h	140/90
Maximum theoretical pressure on concrete	bar	70/110
Concrete cylinders (diam. × stroke)	mm	230 × 2100
Hydraulic circuit		Open
CHASSIS		
Chassis brand	m <sup>3</sup> /h	Benz
Engine power	kW	300
Emission standard		CN 5

### Product Highlight

- Energy saving



The 4th self-adaptive variable power technology saves fuel by 10%.

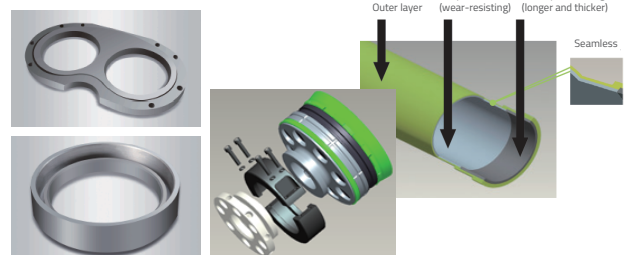
- High reliability: Fatigue optimization design

Service life of boom structure: 8 years or 400,000 m<sup>3</sup> without crack, making it equivalent to European standard.

- Intelligence : 3-level fault self-diagnosis

Full self-diagnosis before, after and during pumping to ensure working safely.  
With 31 inserted sensors, execute 61 self-diagnosis items.

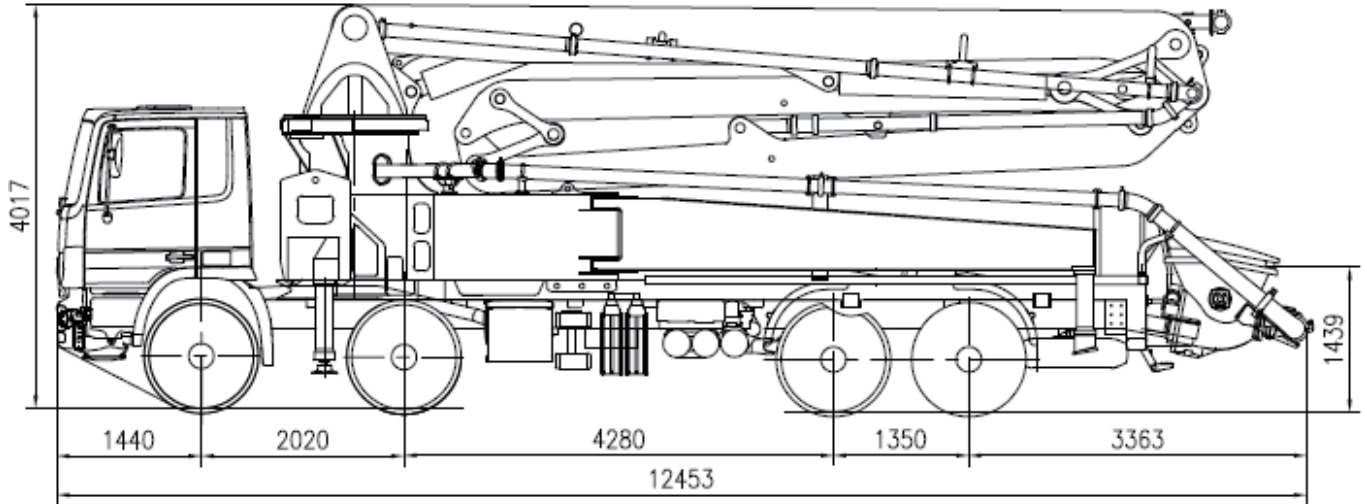
- Low Maintenance Cost



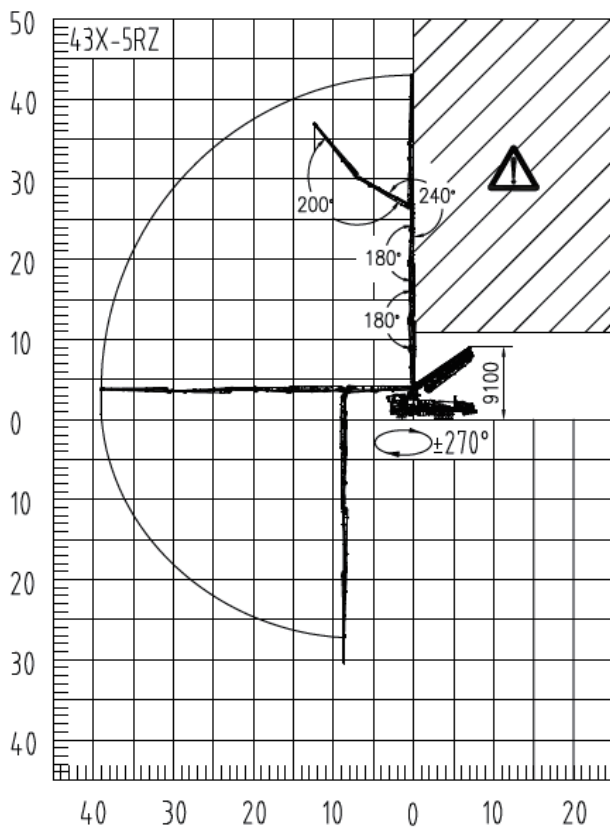
Wearing parts have long service life.



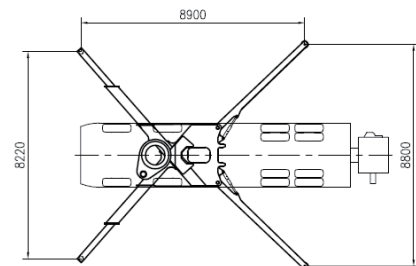
## 43X-5RZ



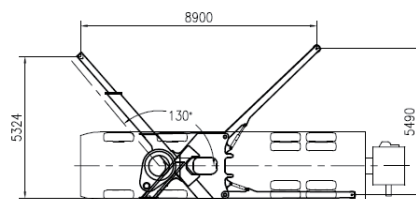
Note: Dimensions depend on truck.  
Dimensions in mm.



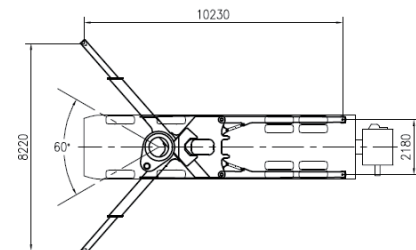
! : Range in which forbid to work.



Full support



Left/Right side support



Front support

